

Opera

convectair.com

INSTALLATION AND CONNECTION

Installation height 6 in (15 cm).

Clearances

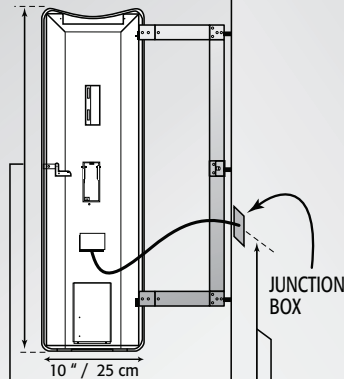
- **Front:** 30 in (75 cm)
- ◀▶ **Sides:** 16 in (40 cm)
- ▲ **Above:** 9 1/2 in (24 cm)

Installation Quick-mounted surface installation with bracket. Must be installed in a corner.

Connection 240-V unit: Flexible cord connection, including junction box cover. Installation requires 2 in X 3 in wall box (not included).

Note 3-conductor cable or 2-conductor cable with a third wire should be used if unit is to be linked with the Convectair Programmer module (7392 FP).

BACK VIEW



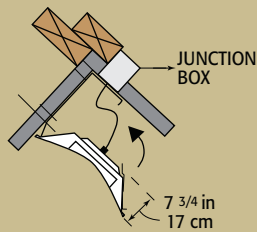
23" / 58,4 cm **1250 Watt**

31" / 79 cm **750 Watt**

59 1/2" / 151 cm **1250 Watt**

39 1/2" / 100 cm **750 Watt**


TOP VIEW



Photos / pages 7 & 13

HEATING ELEMENT

Total capacity 750 or 1250 W

 **Radiant heat** Ribbed-high-emissivity monoblock element made of aluminum alloy.


Thermal protection Automatic reset overheat protection with warning lights.

TEMPERATURE CONTROL

 **Electronic thermostat** Built-in electronic proportional-action thermostat ultraprecise to 1/5°F (1/10°C).

Programmer Control panel designed to accept the 7392 Programmer module.

CONTROL PANEL

 **Location** Located on the top (750 W) or the back (1250 W) by pivoting the unit, with see-through lockable protective cover.

Switch On/Off switch.

Dial Lockable thermostat control dial.

Mode-function selector 4-mode-function selector with indicator light: Comfort; Economy; Frost Protection (45°F (7°C)); Program (automatic setback when connected to the Convectair Programmer).

Indicator light Heating indicator light.

CABINET

 **Steel** construction with polyester/epoxy anti-rust powder coating.

Cabinet Concave casing with rounded corners takes up less space and optimizes lateral radiant heating.

Heater rotates on hinges from right to left, providing access to control panel and mounting bracket.

Grille Perforated concave front panel for better radiant heat.

Accessories Optional towel-bar kit can be used to warm towels.

Color BB = White GR = Greige

MODEL	Catalog No.	Color	Power		Height		Width		Thickness		Weight	
			240-V	208-V	cm	in	cm	in	cm	in	kg	lb
OPERA ② (SP)	7720-C07	BB GR	750 W	562 W	100	39 1/2	25	10	17	7 3/4	7,5	16,6
	7720-C12	BB GR	1250 W	937 W	151	59 1/2	25	10	17	7 3/4	10,1	22,2

② Compatible with the Programmer system (see technical specifications for catalogue number 7392).

(SP) Control panel is designed to accept the 7392 Programmer module.

For guaranteed, dependable operation, we recommend that all units be installed by a licensed electrical contractor. Consult **convectair.com** to find the most recent installation instructions for our heaters.

